



WELCOME TO THE AWG OCTOBER NEWSLETTER!

LOOK INSIDE...

In this edition you will find communication and information from various sources. You will see the President's message and the Vice President's message. There is information regarding the upcoming Holiday Celebration. You will see a report of the latest HOT Session. There is information regarding the October Club Meeting and demonstration. And we also look ahead to the November meeting demo. There is much more inside. Go ahead, turn the page, and take a tour of the Newsletter. I Hope you find it informative and useful with just a bit of entertainment.

Tom Biehl

Your Humble Newsletter Editor – CAN DO!



ATLANTA WOODTURNERS GUILD

NEWSLETTER

October 2023

Chapter 274 of the American
Association of Woodturners



This is your October 2023 edition of the Atlanta Woodturners Guild Newsletter. If you would like to submit an article, send to Tom Biehl for consideration at newsletteratlantawoodturnersguild.org

Please submit your items **no later than the Wednesday before our meeting** (second Wednesday of the month) if you would like to have your article included in that month's newsletter. (10 of 12)

About the Guild

The Atlanta Woodturners Guild (AWG) was formed to provide support, ideas, and camaraderie to fellow woodturners in the metro Atlanta area. The Guild meets once a month and members are invited to display examples of their work at the instant gallery. New and established turners have the opportunity to ask questions and solve problems with other members.

At each monthly meeting a demonstration is conducted by professional turners from all over the world. Or sometimes one of our own accomplished members. It is a great opportunity to see a professional in action, ask questions and learn techniques. The AWG has a comprehensive library stocked with wood-turning DVD's, and books. These items are available to the membership for a small rental fee. Members are kept informed about upcoming events and activities through this newsletter and our web site.

Anyone interested in learning about woodturning is welcome to attend the monthly meetings.

In September's meeting we were treated to an excellent demo by Mike Peace. Mike covered thread chasing. Very interesting and informative. Thank you, Mike.

President's Message

October, 2023 Newsletter

Please help me welcome Cathy Dent as our 63rd member of the Atlanta Woodturners Guild and her name will be entered in a drawing from all new members and their sponsor that join the AWG in a period of 9/1/2023 and 1/31/2024. The prize in the drawing will be awarded a demo piece from Peggy Schmid, a polymer clay wooden box.

At this month's meeting I will be announcing the Board's Nomination for 2024 officers and then in November you will be allowed to make additional nominations and we will hold our election. Please email me or call me to discuss how you can be involved more with our club.

Also due to a scheduling conflict Arnie Moore had to cancel his October demo and has been replaced by Charlie Levan doing a lidded box.

November will be another joint effort with the Barnesville Woodturners Club and the GAW in presenting multiple opportunities to see Walt Wagner out of Tallahassee doing meeting demos(3) and teaching two all day classes. More details will follow.

Finally a reminder to go on our webpage to register for our Holiday party in December that will include a gift exchange and Ornament competition.

Do not forget to follow us on Facebook and **post pictures of your work there**. Also check out our website and see all things going on with our club.

Come to the meeting early and meet other members on Wednesday, 5:00 pm dinner and socialize at Hooligans, 8440 Holcomb Bridge Rd., Roswell, GA (directly behind CVS (on corner of Holcomb Bridge and Barnwell Rd.) Weather permitting park at Woodcraft and walk over.

Meeting Agenda

6:00PM Arrival begins at Woodcraft

6:45PM Meeting begins at Woodcraft ~~and on Zoom~~


6:45 – 7:00PM Will be a business meeting and show and tell.

7:00 – 8:30 PM Demonstration. See info on Demonstration below

8:30 – 8:45PM Raffle is called by Mr. Hans

8:45 - 9:00PM Clean Up

All hands on deck for the cleanup please. We MUST leave by 9:00PM



From our Vice President and Raffle Master ...

Please don't forget our show and tell. Please bring your items to the meeting early for Katie and I to arrange for the show and tell presentation. Also, if you have any items to contribute for the raffle, please bring them to me at the meeting. Everyone likes to win something, but we must have items to raffle. Thank you to everyone who has brought items for the raffle. As of April 2023, raffle tickets will be given to those who bring items for the raffle. Thank you for supporting the raffle event.

It's Beginning to Look a Lot Like Christmas!

Holiday Party - December 5th we will be doing a Holiday Party Jointly with GAW. It will happen at Brimstone Restaurant and Tavern at 6:30PM. The address is 10595 Old Alabama Road Connector, Alpharetta Georgia We will need to know numbers and we will be ordering off a short menus (last page). Hans will try to have sign up online soon and more info to follow. Hans is Vice President of AWG and President of GAW and Chairman of the joint Holiday Party on December 5th. He is going to try and have all those who want to attend sign up in one location. This location is a form on the GAW site and the link below will take you to this sign-up form. Please sign up as soon as possible so we can get our numbers in place for the event. Remember that you will be ordering and paying for your food off a short menu, so no money is needed at sign up. We only need numbers.

Please go to the last page of this newsletter to view the menu and then sign up for the event.

Thank you,

Hans

HOLIDAY PARTY LINK - <https://gawoodturner.org/holiday-party/>



October's Meeting Demonstration



Charlie Levan with a lidded box and finial

Charlie Levan had been in an out of woodworking for at least the last 50 years. After retirement he really committed to woodworking as a hobby. Twelve years ago, a bowl turning course for Charlie and his Grandson Zach started his journey from woodworker to woodturner. Along the way Charlie spent time with Mark Sillay, Frank Bowers and many of the hands-on workshops that were offered through GAW and AWG. He has attended many of the Virtual symposiums that have come about since COVID.

The Demonstration tonight is inspired by Cindy Drozda's finial box demos that Charlie has seen in person and in remote demonstrations. Charlie will explain the entire process for making a box with a contrasting inlay, a lid with a finial and a foot for the box. Demonstrations will include making and installing the inlay, removing the blank for the foot, making a recess for the lid, turning the finial and other areas as time permits.

This demonstration promises to be very interesting. Don't miss it.

Charlie and His Lidded Box



Looking Ahead to November - Walt Wager

For November we are blessed to have Walt Wager provide a demo for us.

Walt's undergraduate degree is in Industrial Arts from State University of New York in Oswego. After teaching high school shop he attended Indiana University and earned a doctoral degree in Instructional Systems Design. Walt started woodturning upon his retirement from Florida State University in 2002. Since then, he has taught and demonstrated woodturning techniques regionally, nationally, and internationally.

What Walt loves about woodturning is that it is a creative, problem-solving process. Every piece of wood is different and requires a variety of techniques to form and finish. He mostly uses regional woods from the southern U.S., including cherry, camphor, magnolia, maple, palm, and sycamore. Photos and videos of Walt's work may be viewed on my website <http://waltwager.com>. Walt has published over a dozen articles in the American Association of Woodworkers Journals, American Woodturner, and Fundamentals, and the British Magazine, Woodturning.

Walt's demo will cover Elegant Native American Hollow Forms Turning small hollow-forms - Demonstrating the use of small hand-held hollowing tools to make small hollow-forms suitable for Native American pottery shapes - they make great canvases for embellishments. More over here. ➡



2024 AWG Officers and Directors

In the coming months we will be nominating members to serve as an officer or Director for 2024. If you think you may be willing to serve in some capacity, please call me at 404-844-9295 so we can discuss what that interest may be. We have a great club but it takes members willing to devote some time to our club to make it function better.

OMG! Will you lookie here. This could have very possibly become a blank spot. A waste of space. But just in the nick of time, it was decided to write something here. Something perhaps worthwhile.

So, since this is **YOUR** newsletter, I decided to provide space for any member to write an article to be included. Something you feel would be of interest to your member colleagues. Whatever it is, there will be space as long as it is respectful. Even complaints. Perhaps a question. Maybe even a compliment about my good looks – see, even jokes will be allowed.

If you have something that you would like to have published, please send a message to htbiehl@att.net by the second Wednesday of the month.

This is your opportunity... better jump on it.
Your Newsletter Editor.

The response to the fantastic monthly HOT Classes organized by Katie Navarro and facilitated by some of our talented members has been so great that AWG is planning to host a second HOT session each month.

To make it work, we will need someone to be the coordinator. Your enlistment would be for twelve months. Your duties will include:

- Booking extraordinary facilitators from the club
- Attending each HOT session you have arranged
- Recruiting attendees for each HOT session.
- Coordinating a tool list from the facilitator and distributing to attendees
- Taking photos to be sent to the Newsletter Editor
- Assisting the facilitator as needed
- Most importantly... bringing cookies for the attendees and facilitator.

So think about it. This may be something you would enjoy and it would give you a chance to do something beneficial for the club. If you are interested and/or would like more information, please contact Wayne Johnson or Katie Navarro

AWG Library



Look! We are back in business at Woodcraft. And so is our club librarian. We may not have a fancy library, but the knowledge that is within our selection is invaluable. Each month Jim Hardy, our librarian, will have our extensive Library available at the meeting. Each item is available for checkout - \$2/item/month. A list of books and DVDs available is on our website, <https://www.atlantawoodturnersguild.org> Our brand-new Members are eligible for up to 5 free monthly rentals in their first year of membership. Bonus to membership!

If you arrive a bit early there is time for some socialization and “catching” up with friends, you may not have seen in a while. It is also a good time to review what is in the library and available for check-out. And you can purchase raffle tickets for whatever prizes will be raffled at the end of the meeting. See Hans Meier.

HOT Sessions– A Club Favorite!

Sessions are held on the first Wednesday of each month. Leaders of the sessions mostly come from within the club. The leaders teach subjects meant to develop skills. And the goal is for each attendee to take something home to show off. To enroll in a session, contact Katie Navarro hotclassesatlantawoodturnersguild.org. The planned schedule to date is below.



Turn it on, Turn it up, and Turn Me Loose!

Now turn the page for more about HOT!

Hands on Turning by Katie Navarro

Are you new to turning? Have you been turning for some time, and feel you could do better? Do you enjoy learning from a variety of people? When was the last time you attended a structured, yet friendly and social environment educational session? If you haven't attended one of our HOT (Hands-On Turning) sessions, you are missing out on one of the best perks (in my opinion) of our Club. The session will help answer those questions above. In the sessions, we have an opportunity to work on a specific projects with lessons provided by one of our club experts. We learn, we meet new turners, and we leave with something that we made to take home and show to our families. And we have the newly developed skill and knowledge to go to our shop and create more items. Everyone knows lunch time is my favorite (says Katie Navarro) because we get to eat together and tell tall turning tales at the table, as well as getting to know each other better. Of course, there is the learning part too and the part where you can turn all day with like-minded friends for very little money.

Our October session was facilitated by Mike Peace. Mike taught us how to hand chase threads. For me it was a day of learning and some frustration. Why won't those tools do EXACTLY as I tell them to do? Or at least what I think I am telling them. We all left with different levels of success. It was a great day full of learning, fellowship, some frustration, and a lot of fun.

THANK YOU, MIKE!



Tom Biehl	Glen Withrow	Bruce Fairchild	Dan Douthart	Rick Anderson	Kurt Sands	Marcus Jones	Hans Meier
	Arnie Moore	Mike Peace	Charlie Levan				



Mike demonstrating some of the tasks required to chase threads.



Mike providing instruction as we get started.

And there you have it. We all learned a lot from Mike regarding thread chasing. We had a good time. We enjoyed each other's company. And I believe we all improved our thread chasing skills. Well worth the time and effort. Contact Katie. Come join us. Sessions fill up fast, so don't delay.

Why did the lumberjack bring a camera to work?
He wanted to log his work.

10/2023

NOTE: Some members like to meet at a restaurant (Hooligans) for dinner before the meeting. This gives them a chance to arrive in the area a bit early and beat the traffic. Hooligans is located just a short walk east of Woodcraft. (8440 Holcomb Bridge Rd., Alpharetta, Ga, 678-367-2841)

HOW DO YOU MAKE A TREE LAUGH?

YOU TELL IT A SAPPY JOKE.

10/2023

Just Call Tim

AWG Member Tim Robertson has announced that he has finished designing AWG name badges that can be ordered and purchased by any AWG member. These badges are laser cut and engraved on 1/8" thick prefinished maple plywood made for laser engraving. They are held in place using magnetic badge attachments. Replacing traditional badge pins, badge magnets are clothes-friendly: no more pin holes or possible tears on your clothes.

Here are the details of the name badges:

- Material: 1/8" thick maple plywood which is finished with a furniture-grade semi-gloss finish.
- Size: 3-1/2" x 2".
- Engraving: Laser cut and engraved.
- The cost for each badge is just \$10.00 in cash. To make the process as smooth as possible, you have two convenient options to order your badge:

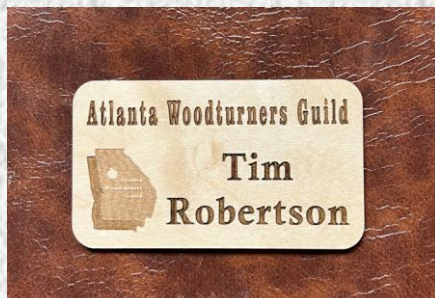
1. Reply to this email before the August 16th AWG regular monthly meeting, advising me you would like a name badge and exactly how your name should appear on the badge. I will furnish Tim with a list of names, and Tim will take care of the rest including collecting your \$10 when he gives you the badge.

2. ****Direct Ordering:** Alternatively, club members can also reach out to Tim directly via text (C) 770-634-6604 or email tb.robertson@gmail.com, specifying the name you want on the badge, and he will be more than happy to personalize it accordingly.

Note: Tim does not accept verbal or handwritten names, He copies directly from text or email and paste them into the program so there are no errors in spelling of names.

If you purchase the name badge, you will keep it and bring back and forth to our meetings. If you forget your badge or choose not to buy a badge, please continue to fill out a disposable name tag at each meeting.

Please contact me if you have any questions. Wayne Johnson



Welcome to our new member, **Cathy Dent** who joined in **September**. We appreciate you being with us and look forward to a long relationship.

Beads of Courage

Glen Withrow hopes to get **two beads of courage bowls from each member** by the end of the year. Please do all you can to meet this goal. Glen may be contacted with questions at beadsofcourageatlantawoodturnersguild.org

Together, we can meet this goal. Can Do!

To date, the AWG has only provided three bowls in total. We can do better. Please commit to turning a Beads of Courage Bowl by the end of the year.

Editor's Note: Would you like to contribute some of your time and talent to a worthwhile cause? Helping Needy Veterans is our mission. Gwinnett Woodworkers gather at Rob's Daycare for Adults every Tuesday (well most of them) to build sturdy wooden canes that are donated to the Atlanta VA for distribution to needy Veterans. You will leave with a feeling of accomplishment and have pride for what you've just done. Contact Glen, Hans, Katie, or me for more detailed information. You too can help our Veterans!



Our Website

Please see our Event Calendar (<https://atlantawoodturnersguild.org/events>) for a current schedule of our regular monthly meetings, our popular Hands On Turning (H.O.T.) sessions, and other upcoming events.

Other useful links on our web site:

o Review the latest newsletter (and earlier ones!) at our Newsletter archive here:

<https://atlantawoodturnersguild.org/newsletters>

o Reach current Officers or members of our Board of Directors here:

<http://atlantawoodturnersguild.org/contact-us>

o Visit our "Members Only" section here: <https://atlantawoodturnersguild.org/member-list>)









to stay in contact with fellow members (the password will be distributed to members via email)

Event Calendar (atlantawoodturnersguild.org/event-calendar), showing a schedule for our regular monthly meetings, our popular Hands On Turning (H.O.T.) sessions, and other upcoming events. The **Newsletter** archive (atlantawoodturnersguild.org/newsletters) is on-line again and will be kept current. A **Contact Us** page (atlantawoodturnersguild.org/contact-us) gives names and contact information for our current Officers and Board of Directors. An **About the AWG** page (atlantawoodturnersguild.org/about-the-awg) welcomes new members. A Members Only section provides access to our latest **Member List** (atlantawoodturnersguild.org/member-list) so you can stay in contact with your fellow members. The password is being updated and will be distributed in the not-too-distant future via email to members. Shortly I hope to add a page of public Forums, starting with a new Trading Post and one for Tips & Techniques.


Our meeting location is **Woodcraft of Atlanta, 8560 Holcomb Bridge Rd., Suite 115, Alpharetta, GA 30022**

September Show & Tell

During our August meeting we were blessed with many member show and tell items for our viewing pleasure. Our Superb turner's have shared their works. We look forward to another great show and tell during our next meeting. So let's Create, Show, and Tell (about it)!



This frame left blank intentionally.



This frame left blank intentionally.

This frame left blank intentionally.

This frame left blank intentionally.

This frame left blank intentionally.

This frame left blank intentionally.

This frame left blank intentionally.

Calendar of AWG Meeting and Events and Schedule

DATE	EVENT	PRESENTER	TOPIC
January 4	HOT Class	Hans Meier	Rolling Pins
January 18	Club Demo/Demo	Mark Sillay	Shaping Specialty Tools and their applicati
February 1	HOT Class	Katie Navarro	Acorn Boxes
February 15	Club Meeting/Demo	Glen Withrow	Beads of Courage Bowl
March 1	HOT	Wayne Johnson	Platter with embellished rim. Embellished several ways.
March 15	Club Meeting/Demo	Rudy Lopez	Natural edge goblet from a limb
April 5	HOT	Arnie Moore	Turning a small bowl laminated from sever wood species.
April 15	Club Meeting/Demo	Harvey Meyer	Natural Edge Bowls
May 3	HOT Class	Glen Withrow	Beads of Courage Segmented Bowl
May 17	Club Meeting/Demo	Ken Rizza	Product Showcase: Sharpening and Sandin
June 7	HOT Class	-Open	Contact Katie Navarro to lead a HOT Sessio
June 21	Club Meeting/Demo	Michael Gibson	Thin-walled Asian Rice Bowl
July 5	HOT Class	Glen Withrow	Natural Edge Bowl
July 19	Club Meeting/Demo	Peggy Schmid	Polymer Clay Canes
August 2	HOT Class	Harvey Meyer	Lidded Box.
August 16	Club Meeting/Demo	All Club Members	Tools, and Gadgets
September 6	HOT Class	Arnie Moore	Layered Bowl Laminated from several spec
September 20	Club Meeting/Demo	Mike Peace	Thread Chasing
October 4	HOT Class	Mike Peace	Thread Chasing
October 18	Club Meeting/Demo	Charlie Levan	Lidded box with finial and inlay
November 1	HOT Class	Katie Navarro	Acorn Boxes
November 15	Club Meeting/Demo	Arnie Moore	Multi Species Projects Using Staved Construction
December 6	HOT Class	Charlie Levan	Ornaments
December 4	Christmas/Holiday Celebration		

What do you call a woodworker who is always busy?

Sawdustrious!

10/2023

Where you find quality workmanship, you will find craftsmanship, not a quality-control expert.

~ Robert Brault

10/2023 – Carry over from September, because I like it.

Advertisements

Support those who support us.

Woodcraft has been gracious enough to allow us to resume our meetings in its facility. When looking to purchase tools and materials, please consider purchasing them from Woodcraft. On meeting nights, Woodcraft offers a 10% discount on non-sale items excluding mechanical items.

Please support our members that have provided free demonstrations for our club in 2022.



Harvey Meyer www.harveymeyer.com available for IRDs on a broad list of demos nationally or internationally. him@harveymeyer.com. Started woodturning in 2000 and turns bowls, platters, hollow vessels, goblets, boxes and of course mostly known for his Basket Illusions and for teaching many of us about “Harvey Oil” (Minwax Antique Oil Finish) finish



Dan Douthart Has various YouTube videos posted by the Gwinnett Woodworkers Club but is now setup at home to be able to create his own YouTube Channel as well as do IRD’s for woodturning clubs. In fact, when he does our February Demo it will be his first from home IRD.



Ken Rizza, owner of Woodturners Wonders located at 5230 Clarks Bridge Rd, Gainesville, GA 30506 Open M-F 9am-5pm.

678-400-8181

We provide Innovative and competitively priced products for woodturners. Check out our website: www.woodturnerswonders.com



Mike Peace www.mikepeacewoodturning.com I do demonstrations and workshops for clubs locally and Interactive Remote Demonstration over the internet to far away clubs. I enjoy teaching new woodturners one-on-one in my shop. I have demonstrated at the AAW symposium in Atlanta in 2016 and Portland 2018 as well as Southern States Woodturning and Turning Southern Style. Published in multiple magazines with copies of my articles on my website. I recently hit a couple of YouTube milestones: 50,000 subscribers and 8,000,000 million views.



Frank Bowers Frank is a fulltime woodturning instructor and demonstrator and may be contacted at fcbowrs@aol.com He has taught more people to turn bowls than anyone else in Georgia.



Michael Gibson www.michaelgibsonwoodturner.com Known worldwide for his exquisite pieces, he is available to provide IRDs from his shop. When the pandemic is over he will begin accepting individual students.

AWG Contacts

Officers

President	Wayne Johnson	president@atlantawoodturnersguild.org
Vice President	Hans Meier	vicepresident@atlantawoodturnersguild.org
Secretary	Charlie Levan	secretary@atlantawoodturnersguild.org
Treasurer	Mike Riley	treasurer@atlantawoodturnersguild.org
Past President	Dan Douthart	pastpresident@atlantawoodturnersguild.org
Director	Katie Navarro	atlarge@atlantawoodturnersguild.org
Director/Newsletter	Tom Biehl	newsletter@atlantawoodturnersguild.org

Committees

Librarian	Jim Hardy	librarian@atlantawoodturnersguild.org
Programs	Hans Meier	programs@atlantawoodturnersguild.org
HOT Classes	Katie Navarro	hotclasses@atlantawoodturnersguild.org
Photographer	Katie Navarro	photographer@atlantawoodturnersguild.org
Beads of Courage	Glen Withrow	beadsofcourage@atlantawoodturnersguild.org
Sponsorships	Hans Meier	sponsorships@atlantawoodturnersguild.org
Webmaster	Steve Sheppard	webmaster@atlantawoodturnersguild.org

In Closing

This newsletter is published monthly by the Atlanta Woodturners Guild, (AWG). All opinions expressed by contributors do not necessarily reflect those of the Editor, Officers, or the AWG. Your AWG questions, comments and suggestions are always welcome. You may contact any officer through the contact information in this newsletter, or our website's contact webpage: www.atlantawoodturnersguild.org.

CHRISTMAS PARTY MENU

SALADS

Add a protein Chicken +4 | Shrimp +5 | Salmon or Steak +8

HOUSE 10

Lettuce, diced tomatoes, cucumbers, onions, cheese & croutons.

COBB 12

Lettuce, diced tomatoes, cucumbers, onions, bleu cheese crumbles, sliced egg & bacon.

SANDWICHES

CHICKEN SANDWICH 14

Fried or Grilled chicken breast on a house made bun. Topped w/tomato, lettuce, onion & pickle. Served w/hand cut fries or sweet potato tots.

PHILLY CHICKEN OR STEAK 17

Shaved sirloin steak or grilled chicken w/sauteed mushrooms, peppers, onions & provolone cheese. Served w/hand cut fries or sweet potato tots.

CLASSIC BURGER 14

1/2lb angus beef patty grilled to perfection. Topped w/lettuce, tomato, onion & pickle. Served w/hand cut fries or sweet potato tots.

PATTY MELT 15

1/2lb angus beef patty. Topped w/caramelized onions, swiss cheese on marble rye or Texas toast. Served w/hand cut fries or sweet potato tots.

ENTREES

CHICKEN & RICE 15

Grilled Chicken breast over a bed of Rice Pilaf & side of Broccoli.

FISH & CHIPS 16

2 pieces of fried cod on a bed of hand cut fries, coleslaw & white cocktail sauce.

BOURBON GLAZED SALMON 24

Grilled Atlantic salmon served over a bed of rice pilaf & side asparagus or broccoli.

12oz RIBEYE STEAK 29

Grilled house marinated steak served w/a baked potato, asparagus & side salad.

DESSERTS

Cheesecake of the Day \$13

Cake of the Day \$12

Pie of the Day \$12